

Koala Conventions

Embroidery Textile & Creative Arts Events

Perth Event 2012

14th - 17th January.



©

Koala Conventions

Email: koalaconventions@tpg.com.au

www.koalaconventions.com.au

KOALA CONVENTIONS
PERTH 2012
Introduction



Our Events Feature:

- A wide variety of projects.
- A warm and friendly atmosphere.
- Great Venues
- Delicious Catering
- Accommodation (if required)
- Very large on site Shop full of tutors kits , books, threads, ribbons and much more!
- Evening Entertainment & Presentations.
- Good old fashioned Customer service!

We are Delighted to bring you our 2nd Perth Event!

We had such a wonderful time at our first Perth event in October 2010, that we just had to bring our events back to Western Australia again. We are determined to grow our events in Perth to the size of those in Brisbane, where we can bring you even more Tutors with many more designs and workshop projects. So help us spread the word and give your event a boost by telling your friends, groups or guilds where you will be on Jan 14th next year!

This program is just a preview to whet your appetite, more details and larger pictures are available on our website. We will also be adding details on the venue, extra entertainment and a day tour as they become available. Of course, once we have secured the venue we can also offer you some accommodation choices if you are travelling from out of town, from interstate or indeed from over seas.

Visit our website at: www.koalaconventions.com.au

BOOK NOW!

You can reserve your places in the workshops now, by using the attached booking form, or you can also book on line on our website or just give us a phone call with your workshop choices and credit card details.

Workshop Fees \$335.00

Fees include:

- 2 Full Days Tuition (9.00am - 4.30pm)
- Professional Tutors.
- Quality Catering, Morning & Afternoon Tea and a choice of hot & cold Lunches. (Special diets can be catered for).
- Comfortable venue and classrooms, with facilities for disabled persons.
- Free Evening Presentations by a selection of Tutors (*Some may require a small kit to be purchased*).
- *Show Bag of goodies per person, kindly donated by our many sponsors.*
- *Monthly payment option available*

KOALA CONVENTIONS PERTH 2012

2 Day Workshops - Saturday 14th & Sunday 15th January

1 Kokeshi with Jenny McWhinney




The Kokeshi is a traditional Japanese doll. Carved from wood by skilled artists, the kokeshi is thought to have spiritual significance representing the wish for a healthy child. This design by Jenny McWhinney captures the innocence and simplicity of the kokeshi in vibrant coloured wools. What makes design so unique is that it incorporates the skill of wool felting to create the crisp white faces & rosy cheeks of the dolls, & the delicate cherry blossoms by their feet. 'Kokeshi' is a modern take on traditional oriental imagery, & this cheerful bolster cushion. is sure to be a well loved addition to any girl's bedroom - from young to teens!

Skill level: All welcome

Kit Cost: \$152.25

Kit Includes: All threads, felting wool, needles, transfer materials, fine wool blanketing in Sky Blue, all assembly materials for cushion. All instructions, diagrams & images to complete the design.

2 Miniature Contemporary Portraiture with Gary Clarke



Gary is known for bringing new ideas and techniques to his workshops. During this workshop students will make a contemporary miniature portrait. The portrait is pre-printed and stitched with one strand of six stranded cotton or 6 stranded silk. Apart from learning the stitching technique the student will learn how to use the free computer software to create the image and then how to apply the image to the canvas. Once you have learnt this technique it can be applied to flowers and landscapes as well as portraits. The idea of this workshop is not to give a totally realistic image such as fine thread painting but to challenge the artistic sides of our stitching abilities. Students will email a portrait photograph to Gary and on confirmation of the workshop Gary will make up an individual canvas for each one. Portrait size is approximately 8cm x 9.5cm

Skill level: Intermediate

Kit cost: \$42.00 This includes the pre-printed canvas, CD, instructions and needles. *Students are encouraged to bring their stash of stranded cottons and silks. Threads will also be available in the Koala Shop.*

3 The Gryphon with Alison Cole



The majestic mythical Gryphon follows on from the Unicorn as taught in the Brisbane 2011 Koala Convention and is the subject of this Stumpwork embroidery workshop. Students will create this design using traditional techniques such as needle lace, long and short stitch and detached work (both wired and unwired) as well as adding some Goldwork for highlights. The finished design measures 8.5cm diameter.

Skill level: All welcome

Kit cost: \$50.00

KOALA CONVENTIONS PERTH 2012

2 Day Workshops - Saturday 14th & Sunday 15th January

4

Japanese Beaded Coin Purse with Margaret Lee



This stunning coin purse is completed using Japanese bead embroidery techniques. Margaret is an accredited international tutor in Traditional Japanese embroidery and Japanese Bead embroidery with JEC, the international arm of Kurenai Kai. Margaret will bring along some options, suitable for different levels, for you to choose. The pictured purse is an intermediate level piece. Having seen it first hand, it is simply stunning.

Skill Level: If you can hold a needle, you can bead.

Kit Cost: \$51.45 (includes purse handles and other materials necessary to make up the purse)

5



Corncockle with Jane Nicholas

The Corncockle is one of a series of stumpwork botanical specimens and insects, inspired by the illuminated pages of medieval manuscripts. This panel features the Corncockle, *Agrostemma githago*, a summer flowering weed common in medieval cornfields, with its reddish-purple flowers and leafy sepals; a broad-bodied dragonfly, *Libellula quadrimaculata*, with detached wings; a shiny blue beetle and a tiny ladybird.

Skill Level: Some Experience Required

Kit Cost: \$52.50 *Kit contains all materials required to work the project*

6

Dragonfly Queen with Annie Huntley



The Dragonfly Queen in its beautiful soft colours Annie has hanging in her bedroom. It is a delightful little project for those new to dimensional embroidery. Features include: -Central Rose with detached needle-lace petals and beautifully worked centre, separate slips for Berries, Needle-weaving, Raised Stem Band, tufting, and of course the beautiful dragonfly hovering over the Rose with those gorgeous wings. There are some challenges but it is very achievable.

Skill Level: Moderate

Kit Cost: \$82.95.

Kit Cost: \$117.95 for kit plus a roller frame already prepared by Annie with the base fabric on for the workshop

For this workshop you will need to have the base fabric ready prepared on a roller frame. You can either do this yourself in advance or you can purchase the kit with the base fabric already prepared on a roller frame by Annie.

KOALA CONVENTIONS PERTH 2012

2 Day Workshops - Saturday 14th & Sunday 15th January

7

A Few of My Favourite Things with Catherine Howell



a



b



c

These delightful embroidery companions will house all your sewing needs - scissors, needles, thimble etc. There are three styles to choose from, the cotton fabric background has been hand printed with Catherine's signature drawings, which you will embellish with embroidery stitches, beading, and some silk ribbon embroidery. Personalise the scissor keeper with your name, then Catherine will help you to sew the companion together and make twisted cords to complete this enchanting project. As a special gift each student doing this workshop will receive a pair of scissors from Catherine. The project measures 18cm x 12cm

Skill Level: All welcome

Kit Cost: \$102.90


Please choose one of the options: a. Rose Bouquet, b. Tulips & Lilacs or c. Blackberry Basket

8

Le Jardin Bag with Robyn Alexander



a



b



c

In this workshop students will explore how a wide range of different fabrics & stitching respond to the wet felting process. Incredible texture will be achieved in this montage of fibres and fabrics. The hand felted panels will be pieced as panels into the main bag structure. The structure of the back is achieved by stiffening commercially made felt to create a strong and versatile bag. The assembly is quite straight forward & does not require machine stitching. The size of the bag, not including handles: 33cm high x 42cm wide.

Skill level: All welcome

Kit cost: \$160

Please choose your colour option from a. Blanche, b. Rouge, or c. La Plume

9

Introduction to Freeform Knitting & Crochet with Prudence Mapstone




Do you only know the basics of knitting and/or crochet? Even so, you can still easily take just a few simple stitches and use them to design your own unique artwork. The only knit stitches that Prudence used in this Art-to-Wear cape were rows of knit or purl, and all of the crocheting was made using the treble stitch. Once you have practiced a few basic techniques and discovered how easy it is to intuitively design your own freeform fabrics, imagine what you will be able to create with knitting or crochet. The illustration shown is a completed garment that you would be able to create when you have taken part in this workshop.

Skill Level: All welcome

Kit Cost: \$68.25 **Kit Contents:** 2 packs of colour co-ordinated yarns (each in a different weight), knitting needles and crochet hooks plus comprehensive notes on all of the stitches and techniques that will be covered in this workshop, together with a page of hints and tips for future successful freeforming.

10 Hand Felted Landscape Panel *with Robyn Alexander*



Designer and owner of the beautiful thread, ribbon and textile company "Colour Streams", Robyn Alexander has created this colourful and creative panel that could be made into a cushion or a beautiful tote bag for quilts or sewing/embroidery kits. In this workshop during day 1 you will learn how to pre-felt shapes, felt in fibres and yarns and really play with colour in a painterly fashion.

During day 2 you will be appliquéing yarns and lace using different techniques followed by learning an array of hand embroidered flowers and basic beading. Once completed the panel may be used in the format that the students desire. The finished size of the design is 50cm x 50cm .

Skill Level: All welcome

Kit Cost: \$130.00



11 Standing Tall *with Alison Cole*

During this workshop students will play with texture using various fabrics and gold threads to create an Australian grass tree. These will include silk, organza, rainbow spun, rococo, twists and purl.

Design Size 19cm x 41cm

Skill Level: This piece is suitable for embroiderers of all skill levels and will offer a creative look at traditional materials for Goldwork

Kit Cost: \$85.00

12 Japanese Embroidery. Single Chrysanthemum *with Margaret Lee*



This single chrysanthemum flower is stitched using traditional Japanese embroidery techniques . The dimensional effects are created with colour and technique choices which will be discussed in class. The class piece will be worked on a white background fabric.

Skill Level: This piece is suitable for all skill levels and is a good introduction to traditional Japanese embroidery. A liking for fine and detailed embroidery is recommended.

Kit Cost: \$89.25 - *This piece can be worked on a roller frame but it is imperative that your frame can maintain tension.. There are kit options also including prepared frames. All who book in will be contacted to discuss their requirements*

12 Japanese Embroidery. Your Own Project *with Margaret Lee*

This class is open to those who wish to work on other Japanese embroidery projects of their choice, be it a new one or an existing one for which you need guidance. Margaret will liaise with you to discuss your project choices and price (for any new kits, if applicable), once the workshop is confirmed.

Skill Levels & Kit Costs to be discussed with Margaret.

KOALA CONVENTIONS PERTH 2012

2 Day Workshops - Monday 16th & Tuesday 17th January

13

Zoo Buddies with Jenny McWhinney



A fun project for the young & young-at-heart! The design features a lion, orang-utan chimp, panda & walrus nestled amongst lush greenery. During this 2 day workshop Jenny will share her hints and tips in capturing personality of a particular animal by just one or two stitches placed in the correct position. She will also explain the fundamentals of her unique style of thread-painting, including shape, colour use & shading. This gorgeous design embroidered on a cosy knee rug is a popular choice for young sons & grandsons, as well as nature-loving daughters & granddaughters.

Skill Level: All Welcome

Kit Cost: \$157.5 Includes: All threads, needles, transfer materials, All instructions, diagrams & images to complete the design. & fine wool blanketing in Avocado (80 x 120 cm) or Natural. (Please indicate your colour preference).

14



Tribute to Erté with Catherine Howell

Catherine has created another of her stunning ladies emulating the beautiful work of 19th Century artist Erté. In this workshop, you will learn the techniques of manipulating silk velvet and crinkle silk, embellished with colourful silk threads, silk ribbons, beads, and sequins. Bring this elegant lady to life enhancing her cloak with faux fur and a golden brooch, add a gold feather, and lavish twisted braids for that stylish touch. The completed design is on a gold pure silk background and measures 28cm x 38cm.

Skill Level: All welcome

Kit Cost: \$126

15

Needle-Cases with Annie Huntley



“White Swans” (Echinacea purpurea) is worked on water wave taffeta. It is a contemporary style of Brazilian embroidery. The stitches used include Double cast-on stitch, heavy braid stitch, blanket stitch and knotted blanket stitch, needle-lace, bullion, padding more, not to mention "Hemp Leaf Binding stitch" to bind your beautiful needle-case together for a very professional finish. “Bella” is worked on hand-dyed printed silk satin. Beautiful stitches have been used to achieve this stunning effect: - corded Brussels stitch, spiral trellis stitch, hopper stitch, a version of heavy braid stitch, chipping, triple knotted cast-on stitch and laid gold thread - not to mention the stunning binding for this needle-case - "Hemp Leaf binding stitch"

Skill level: Medium to advanced

Kit cost: 2. Bella Needlecase \$99.75 or if you prefer not to make a needlecase \$73.50

Kit cost: 1. White Swan Needlecase \$84.00 or if you prefer not to make a needlecase \$52.50 *Needlecase kits include printed needle-guide and 8 Dr. Flannel pages and measures 12cm x 16cm*

KOALA CONVENTIONS PERTH 2012

2 Day Workshops - Monday 16th & Tuesday 17th January

16 The Syrian Pomegranate Tile with Jane Nicholas



This small exotic panel was inspired by a 17th century Syrian enamelled wall-tile. Combining stumpwork, goldwork, surface embroidery and beading techniques, this design features a stylized pomegranate flower, purple iris and pear flowers with detached petals, and beaded prunus blossoms. The panel is enclosed by an ornate scalloped border worked in a variety of gold metallic threads and beads.

Skill Level: Suitable for stitchers with some experience.

Kit Cost: \$94.50

Kit Contents: Design notes, photograph, silk, muslin, felt & vliesofix, wires, silk and metallic sewing threads, gold leather, gold metal threads, gold beads and spangles. Does not include threads for leaves and flowers some of the beads.

17 The Desert Fan with Gary Clarke



Gary brings to this workshop a French design with an Australian flavour. Worked on stretched organza with a single strand of silks and cotton. The fan comprises twelve budgies arched along a perch in pairs. The transparency of the organza gives the fan a truly 3 dimensional look. This design is one of the first of the "Heirloom Collection" for students who wish to be challenged.

Skill level: Intermediate to advanced
A dexterity in tracing and knife skills will be needed.

Kit Cost: \$105

18 Organic Freeform Scarves, Wraps & Shawls with Prudence Mapstone



Explore the many different ways in which you can combine knitting and crochet together successfully to produce softly draping freeform fabrics. Using a variety of techniques you will create a range of 'organic' patches. Join them together at the workshop to make a one-of-a-kind scarf, or save them for later and add them to other pieces made after the class to create your own unique shawl - the choice is yours. For those students who attended Introduction to Freeform Knitting & Crochet you are welcome to continue in this workshop.

Skill Level: Must have basic understanding and feel comfortable using crochet/knitting needles

Kit Cost : \$89.25 for Scarves/Shawls & Wraps:

Kit Contents: enough colour co-ordinated yarn to create a luxurious freeform scarf, plus knitting needles and crochet hooks, patterns for all of the stitches that will be covered in this workshop and notes on garment shaping and finishing techniques.

Kit Cost: \$0.00 for students continuing from Freeform Knitting & Crochet: however you will need to purchase more wools and supplies from Prudence's shop at the event.

KOALA CONVENTIONS
PERTH 2012
Event Information



Booking Information & Conditions

Deposit: A Deposit of \$100 is required on booking to secure your place in a workshop. This deposit is non-refundable if you cancel your attendance at the event, so please plan your workshop dates and travel carefully.

Balance Payments: All workshops must be paid for in full six weeks prior to the event - 2nd December 2011. To help spread the balance of payments, you can opt for our popular instalment payment program. Where we either process an equally divided monthly payment from your credit or you make bank transfer payments as and when you wish. Please email us when you make payments, for tracking purposes.

Cancellations:

30 days prior to the event, you will lose 30% of tuition fees.
15 days prior to the event you will lose 50% of your tuition fees.
1 week prior to the event sorry no refunds.

Accommodation Cancellation: Refunds will only be actioned when a hotel does not charge or refunds Koala Conventions the cost of your room booking.

Koala Conventions reserve the right to cancel any workshop, (for example; if there is insufficient response to a workshop or a Tutor is ill etc). In this case you will be offered an alternative workshop, or if this is not suitable you will be refunded in **FULL**.

Some of the ladies from Koala's First Perth Event October 2010.



Koala Conventions

PO Box 288, Kuranda, Qld 4881

Ph: 07 4093 9474, Skype Ph: 07 5641 2303 Mobile: 0408 813 920

Email: koalaconventions@tpg.com.au

Web: www.koalaconventions.com.au

ABN: 64 654 016 279

Name:		E. Mail:	
Street:		Phone:	
Suburb:		Mobile: (Optional)	
Post Code:		Email will be the primary source of contact. Privacy is assured, no details will be disclosed to any other entity.	

Your Workshops:

	Saturday 14th Jan	Sunday 15th Jan	Monday 16th Jan	Tuesday 17th Jan	Totals
Tutor					
Workshop Number:					
Workshop Name					
Kit Option (if applicable)					
Colour Option (if applicable)					
Kit cost					
Workshop Fees		\$335		\$335	
2nd Choice					

Please consider a second choice in case your first choice workshop is cancelled due to insufficient numbers.

Workshops Total:

Accommodation:

I will require Accommodation	Arriving	Departing	Number of nights	Sharing with:	
Yes / No					Total TBA

Credit Card Number:	Expiry Date	CCV (3 digits on back of card)

Payment Methods:

	Please Tick
Please take Full Payment on booking.	
Please take \$100 deposit now, and the balance in monthly instalments.	
Please take \$100 deposit now, I will send bank transfer payments or cheques	
Please take \$100 deposit now and auto deduct the balance in November.	
Please take \$100 deposit and invoice me the balance in November.	
Final Balances are due on 2nd December 2011.	

Monthly instalments:
are calculated by the balance outstanding being divided equally between the months prior to December 2nd. You can change your payment method whenever you wish.

Please send Bank Transfers to: Westpac Bank Acct: Koala Conventions.BSB: 034-664 Account; 23-5350
Please use your name or booking number as the reference.